

# GO-GO

## SPORT



Wraparound Delta Tiller

## Features, Performance and Travel Ready


The Go-Go® Sport delivers high-performance operation and easy disassembly for convenience on-the-go. With a 325 lbs. weight capacity, charger port in tiller, and standard front LED lighting, the Go-Go Sport is feature rich and travel ready.



Go-Go® Sport,  
3-Wheel



Go-Go® Sport,  
4-Wheel



## SPECIFICATIONS

Model number	SC73 (3-Wheel) K0801	
Model number	SC74 (4-Wheel)	
Max. weight capacity	325 lbs.	
Maximum speed <sup>2</sup>	Up to 4 mph	
Ground clearance <sup>1</sup>	3"	
Turning radius <sup>1</sup>	36" (3-Wheel)	52" (4-Wheel)
Overall length <sup>1</sup>	43"	
Overall width <sup>1</sup>	20"	

## TIRES:

Front	3W: 3" x 8" solid 4W: 3" x 9" solid
Rear	3" x 9" solid
Anti-tips	Rear

Standard seating	Foldable, compact, vinyl-covered molded plastic
------------------	---

Drivetrain	24-volt DC motor, sealed transaxle
------------	------------------------------------

Dual braking system	Regenerative and electromechanical
---------------------	------------------------------------


Battery charger	Off-board, 2 amp
Per-charge range <sup>2,5</sup>	3-Wheel: Up to 9 miles 4-Wheel: Up to 12 miles

Battery requirements <sup>3</sup>	(2) 12V deep-cycle (standard)
Compatible batteries	18 AH

## WEIGHT:

Batteries (2 required) <sup>4</sup>	18 AH (29 lbs. battery pack)
Weight w/o battery pack	3-Wheel: 83.2 lbs. 4-Wheel: 99.2 lbs.
Heaviest piece	3-Wheel: 36.2 lbs. (front section) 4-Wheel: 52.2 lbs. (front section)

## Interchangeable shroud panels



Red



Blue

<sup>1</sup>Due to manufacturing tolerances and continued product improvement, this specification is subject to a variance of +/- 3%.

<sup>2</sup>Varies with user weight, terrain type, battery amp-hour (AH), battery charge, battery condition and tire condition.

This specification can be subject to a variance of (+ or -) 10%.

<sup>3</sup>AGM or gel cell type recommended.

<sup>4</sup>Battery weight may vary based on manufacturer.

<sup>5</sup>Tested in accordance with ANSI/RENSA, WC Vol 2, Section 4, and ISO 7176-4 standards. Results derived from theoretical calculations based on battery specifications and drive system performance. Test conducted at maximum weight capacity.

The information contained herein is correct at the time of publication. We reserve the right to alter specifications without prior notice.


## FEATURES

- Feather-touch disassembly permits simple frame separation with only one hand
- Pride's exclusive black, non-scuffing tires
- Auto-connecting front-to-rear cable
- Includes 2 sets of easily changeable colored panels in Red and Blue
- Front frame-mounted seat post offers maximum stability
- All-new frame design easily disassembles into 5 super lightweight pieces for convenient transport and storage
- Modular design for easy serviceability
- Microprocessor-based controller offers optimal power management and added safety features
- Standard front tiller-mounted basket included
- Deck basket for additional storage (4-Wheel only)
- Convenient off-board dual voltage charger can charge battery pack on-board or off-board
- Charger port in tiller

## Pride™ Lifts & Ramps

These Pride™ Lifts are compatible with the Go-Go® Sport.

- Backpacker® Plus
- Backpacker® MV
- Power Tote Mini (3-wheel only)
- PrideBoom 250



PrideBoom 250



Outlander

